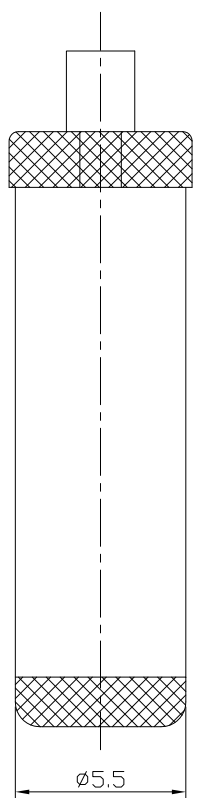
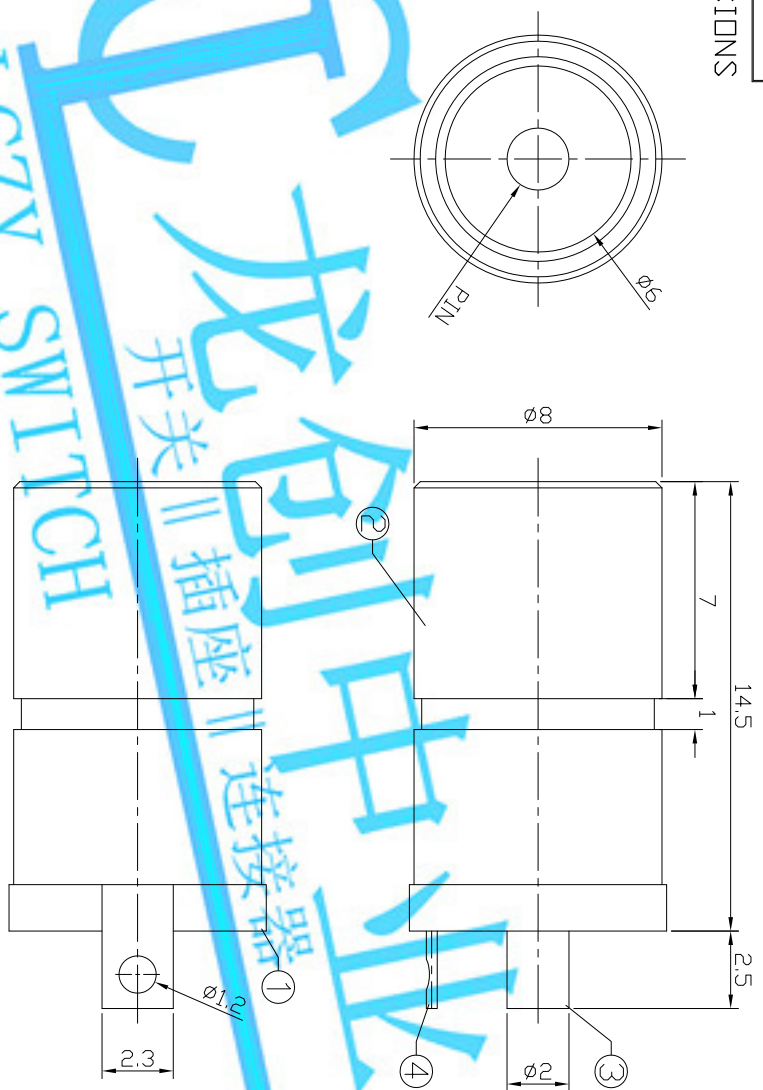


DIMENSIONS

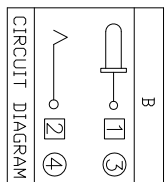


LONGCHUANG ZHONGYE (HK)CO.,LIMITED										
TITLE:				PART NO.:						
DC POWER JACK				DCB0-00840						
DR: Rocky 2019/05/02				DWG NO: ABO-00840						
CHKD: Rocky 2019/05/02										
APPD:				SCALE		SHEET		REV.		CUSTOMER DRAWING
				1:1		1/1		A		
<div><div><div></div><div></div></div><div><div></div><div></div></div></div>										
UNITS		mm								
TOLERANCE		ANGLES								
±0.3		±2°								
MAT'L		FINISH								
SEE NOTE		SEE NOTE								
Q'TY		SEE NOTE								
THESE DRAWINGS AND SPECIFICATIONS ARE THE PROPERTY OF ACCURATE INNOTECH INC. AND SHALL NOT BE REPRODUCED, COPIED OR USED IN ANY MANNER WITHOUT THE WRITTEN CONSENT OF ACCURATE INNOTECH INC.										
④	spring	Stainless steel	1	Sn-Plating						
③	Center pin	Brass	1	Sn-Plating						
②	Bushing	Brass	1	Ni-Plating						
①	Housing	PA66	1							
ND.	PARTS	MATERIAL	Q'TY	FINISHING						

MODEL CODE:

- DCB0-00840- B □ 66 BK I 0 4
- (1) Series type: DC POWER JACK.
(2) Series No.
(3) Schematic option: B
(4) Center pin diameter: H=2.0 , I=2.35 , J=2.5
(5) Material of housing: 66=PA66 (Only)
(6) Housing color: BK=Black (Only)
(7) Terminal plating: T=Tin(Sn) (Standard)
S=Silver(Ag)
G=Gold(Au)
(8) Special option: 0=No special option
(9) Packing mode: 4=Bag packing

- SPECIFICATION:
- 1.Rating : DC 20V 3A;
2.Contact resistance: ≤50mΩ;
3. Insulation resistance: ≥100MΩ (DC250V);
4. Withstand voltage: 500VAC ;
5. Insertion and extraction force: 3-30N;
6. Life test: 5,000 cycles;
7. Operation temperature range:-20℃~70℃;
8. Preservative temperature range:-40℃~85℃;



Model No.	H	I	J
CENTER PIN	∅2.0	∅2.35	∅2.5