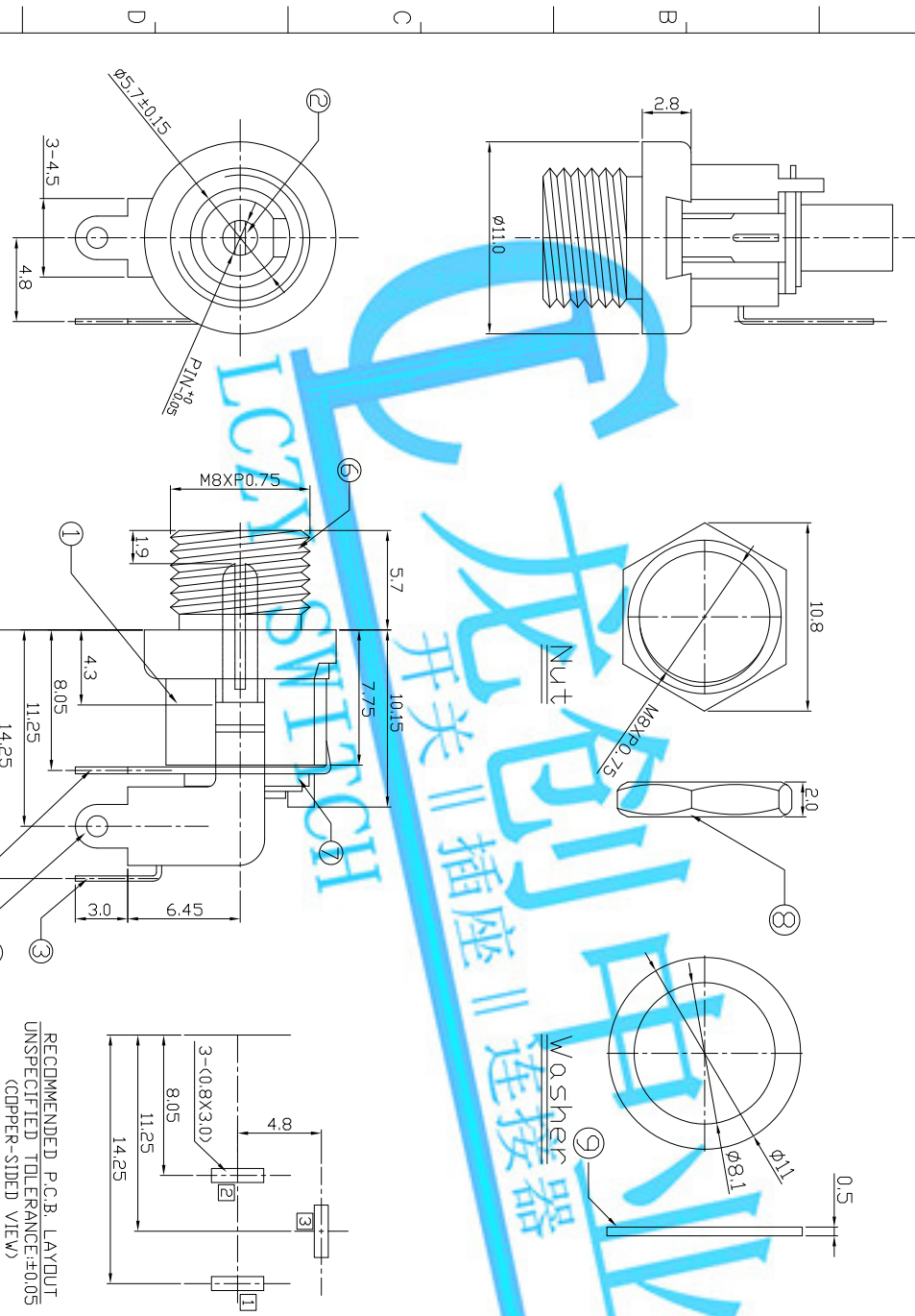
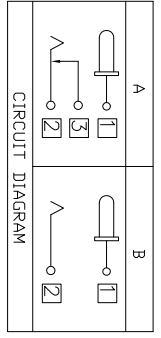


DIMENSIONS



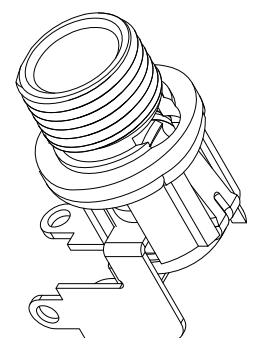
RECOMMENDED P.C.B. LAYOUT
UNSPECIFIED TOLERANCE:±0.05
(COPPER-SIDED VIEW)



| | | |
|------------|------|------|
| Model No. | H | J |
| CENTER PIN | ∅2.0 | ∅2.5 |

DC MATE PLUG

- MODEL CODE:
DCB0-0124M- A □ PB BK S 0 4
(1) (2) (3)(4) (5) (6) (7)(8) (9)
(1):Series type:DIP DC POWER JACK.
(2):Series No.
(3):Schematic option: A , B
(4):Center pin diameter:
H=∅2.0 , J=∅2.5
(5):Material of housing:
PB=PBT (Standard)
(6):Housing color:
BK=Black
(7):Terminal plating
S=Silver(Ag)
(8):Special option:
D=No special option
D=Do not spare parts
(9):Packing mode:
4=Bag packing



- SPECIFICATION:
1.Rating : DC 30V 3A;
2.Contact resistance: ≤30mΩ;
After test:≤50mΩ
3.Insulation resistance: ≥100MΩ (DC500V);
After test:≥50MΩ
4.Withstand voltage: 500VAC ;
5.Insertion and extraction force: 3-30N;
6.life test: 5,000 cycles;
7.Operation temperature range:-20°C~70°C;
8.Preservative temperature range:-40°C~85°C;

| | | | |
|----------------------|-----------------|------|----------------------|
| ○: ITEM NO. | □: TERMINAL NO. | | |
| ⑨ Washer-2 | Brass | 1 | Ni40u"Min. Plating |
| ⑧ Nut | Brass | 1 | Ni40u"Min. Plating |
| ⑦ Washer-1 | Bakelite | 2 | |
| ⑥ Bushing | Brass | 1 | CuSn10u"Min. Plating |
| ⑤ Shunt Terminal | Phosphor Bronze | 1 | Ag:8u"Min. Plating |
| ④ Tip Spring | Phosphor Bronze | 1 | |
| ③ Center pin contact | Brass | 1 | |
| ② Center pin | Brass | 1 | CuSn10u"Min. Plating |
| ① Housing | PBT UL94V-0 | 1 | Black |
| ND. PARTS | MATERIAL | Q'TY | FINISHING |

| | | |
|------------|---------|----------|
| TOLERANCE | ANGLES | UNITS |
| .X ±0.50 | X ±5° | mm |
| .XX ±0.30 | X ±3° | MAT'L |
| .XXX ±0.15 | .XX ±2° | SEE NOTE |
| | | FINISH |
| | | SEE NOTE |

| | | | |
|------------------------------------|----------|------------|------------------|
| LONGCHUANG ZHONGYE (HK)CO.,LIMITED | | PART NO.: | |
| DIP DC POWER JACK | | DCB0-0124M | |
| DR: <i>Rocky</i> 2019/05/03 | DWG NO.: | AB0-0124M | |
| CHKD: <i>Rocky</i> 2019/05/03 | SCALE | SHEET | REV. |
| APPD: | 1:1 | 1/1 | A |
| | | | CUSTOMER DRAWING |

| | | |
|------|----------|-------|
| REV. | ECN. NO. | APPD. |
| | | |
| | | |