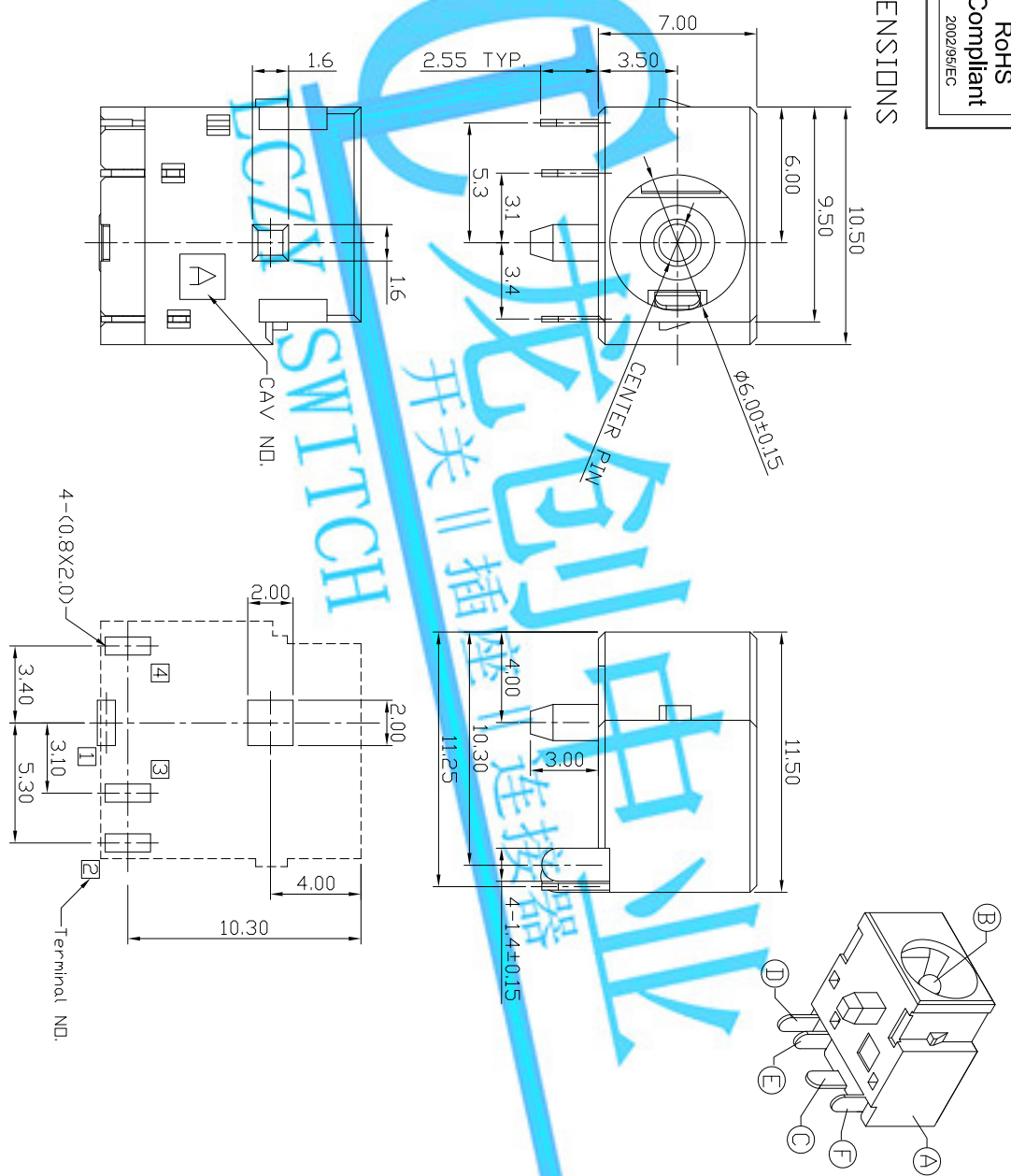


DIMENSIONS

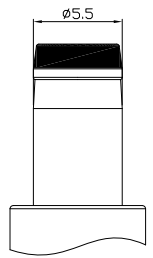
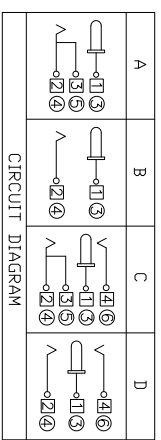


RECOMMENDED P.C.B. LAYOUT
UNSPECIFIED TOLERANCE:±0.05
(TDP VIEW)

ITEM NO.		TERMINAL NO.			
①	Tip spring-2	④	Bronze	1	Ag-Plating
②	Shunt terminal	③	Brass	1	Ag-Plating
③	Tip spring-1	②	Stainless steel	1	Ag-Plating
④	Center pin contact	①	Brass	1	Ag-Plating
⑤	Center pin		Brass	1	Ni-Plating
⑥	Housing		PBT/PA9T	1	BLACK
⑦	PARTS		MATERIAL	Q'TY	FINISHING

MODEL CODE:
DCB0-0044K- C □ 9T BK S 0 4
(1) (2) (3)(4) (5) (6) (7)(8) (9)
(1):Series type:DIP DC POWER JACK.
(2):Series No.
(3):Schematic option: A , B , C , D
(4):Center pin diameter:
G=φ1.65 , H=φ2.0 , J=φ2.5
(5):Material of housing:
PB=PBT , 9T=PA9T
(6):Housing color:
BK=Black (Standard)
(7):Terminal plating
S=Silver(Ag) (Standard)
(8):Special option:
0=No special option
H=Housing is Halogen Free
(9):Packing mode:
3=Plastic box packing
4=Bag packing

SPECIFICATION:
1.Rating : DC 20V 3A;
2.Contact resistance: ≤50m Ω;
After test:≤100mΩ
3.Insulation resistance: ≥100M Ω (DC500V);
After test:≥50MΩ
4.Withstand voltage: 500VAC ;
5.Insertion and extraction force: 3-30N;
6.life test: 5,000 cycles;
7.Operation temperature range:-20℃~70℃;
8.Preservation temperature range:-40℃~85℃;



Model No.	G	H	J
CENTER PIN	φ1.65	φ2.0	φ2.5

LONGCHUANG ZHONGYE (HK)CO.,LIMITED			
TITL:		PART NO.:	
DIP DC POWER JACK		DCB0-0044K	
DR: Ricky 2019/04/29		DWG NO.:	
CHKD: Ricky 2019/04/29		AB0-0044K	
APPD:		SCALE	
		1:1	
		SHEET	
		1/1	
		REV.	
		A	
		CUSTOMER DRAWING	