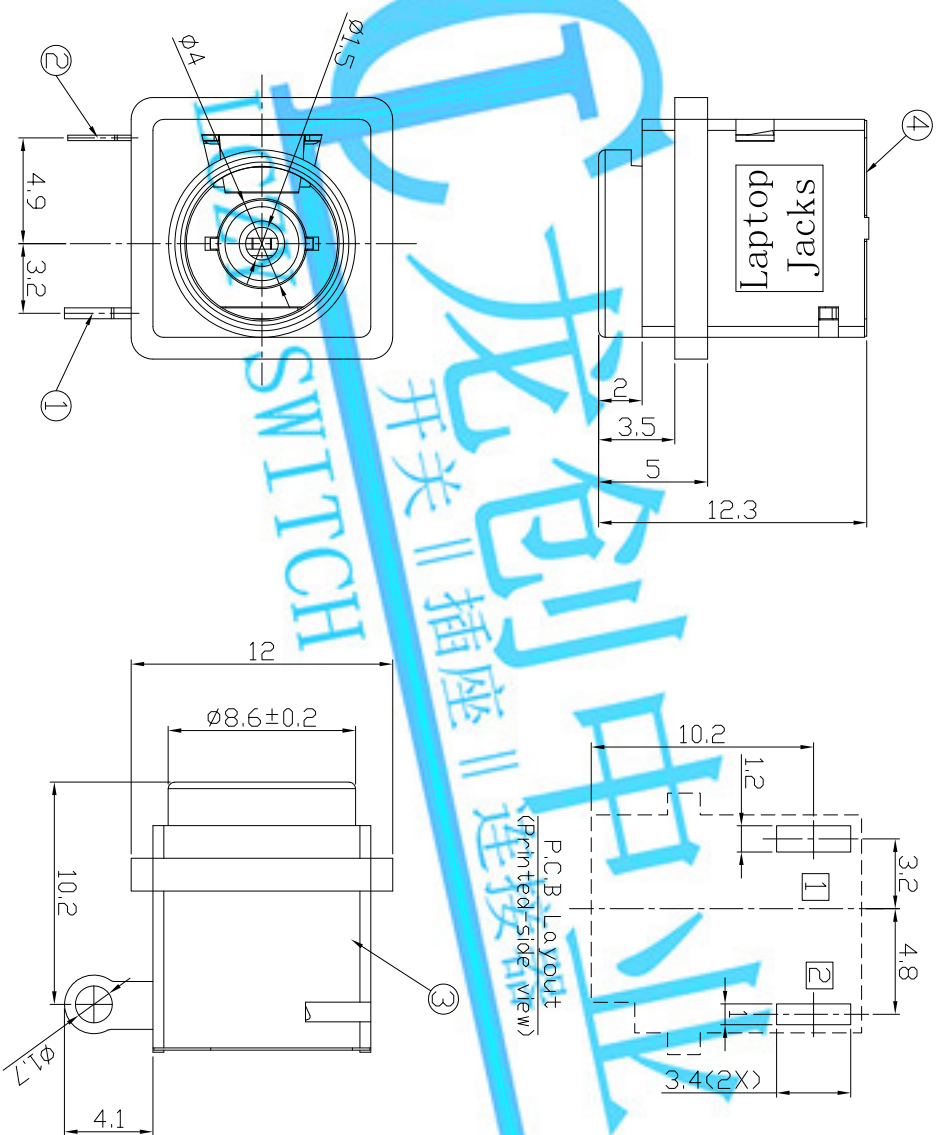
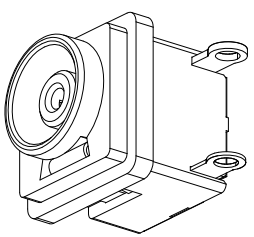


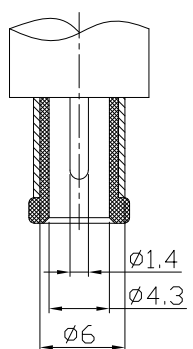
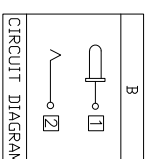
DIMENSIONS



MODEL CODE:  
DCB0-0037C- B E 66 BK I 0 4  
(1) (2) (3)(4) (5) (6) (7)(8) (9)  
(1):Series type:DIP DC POWER JACK.  
(2):Series No.  
(3):Schematic option: B  
(4):Center pin diameter:  
F=φ1.45  
(5):Material of housing:  
66=PA66  
(6):Housing color:  
BK=Black (Standard)  
(7):Terminal plating  
T=Tin(Sn)  
(8):Special option:  
0=No special option  
(9):Packing mode:  
4=Bag packing



SPECIFICATION:  
1.Rating : DC 30V 1A:  
2.Contact resistance:  $\leq 30m\Omega$ :  
After test: $\leq 50m\Omega$   
3.Insulation resistance:  $\geq 100M\Omega$  (DC250V):  
After test: $\geq 50M\Omega$   
4.Withstand voltage: 500VAC ;  
5.Insertion and extraction force: 3-30N;  
6.life test: 5,000 cycles;  
7.Operation temperature range:-20°C~70°C;  
8.Preservative temperature range:-40°C~85°C;



DC MATE PLUG

○:ITEM NO. □:TERMINAL NO.

		TOLERANCE	ANGLES	UNITS	LONGCHUANG ZHONGYE (HK)CO.,LIMITED			
		.X ±0.38	X ±5°	mm	TITLE:	DIP DC POWER JACK	PART NO.:	DCB0-0037C
④	Cover	PP UL-94V-0	Black	SEE NOTE	DR:	2019/04/12	DWG NO.:	AB0-0037C
③	Housing	PA66+15%GF UL-94V-0	Black	SEE NOTE	CHKD:	2019/04/12	SCALE	SHEET
②	Spring	Bronze t=0.25	Sn-Plating	FINISH	APPD:	2019/04/12	1/1	REV.
①	Pin	Bronze t=0.5	Sn-Plating	Q'TY	CUSTOMER DRAWING			
ND.	PARTS	MATERIAL	Q'TY	FINISHING				