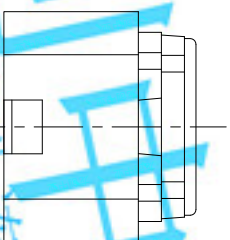
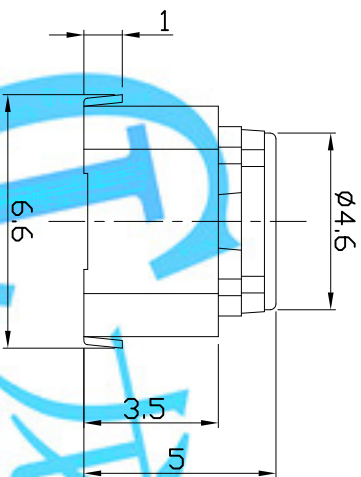


DIMENSIONS



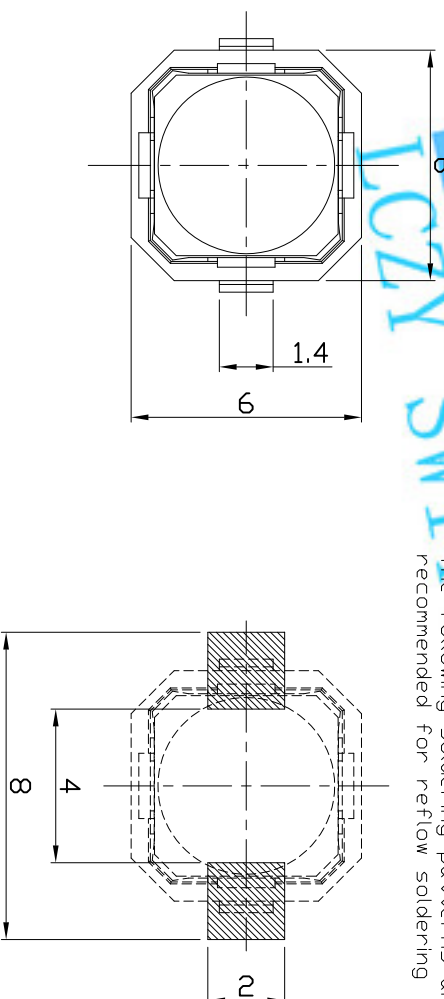
CIRCUIT DIAGRAM

PRODUCT IMAGE

REV.	ECN.	NO.	APPD.

P.C.B MOUNTING PATTERN DIMENSION

The following soldering patterns are recommended for reflow soldering



ELECTRO-MECHANICAL CHARACTERISTICS

Refer to additional specifications

Rating	DC 12V 0.1A
Contact Resistance	100mΩ Max.
Insulation Resistance	100MΩ(DC 500V / 1 min) Min.
Withstanding Voltage	250 VAC / min.
Travel	1.3 ± 0.3mm
Operating Force	250±70gf
Operating Life(cycles)	100,000

[illegible]