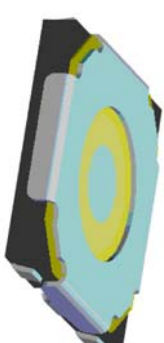
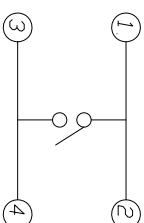
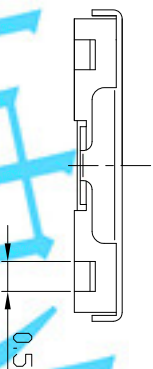
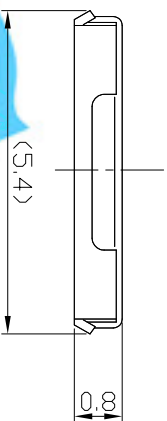


DIMENSIONS



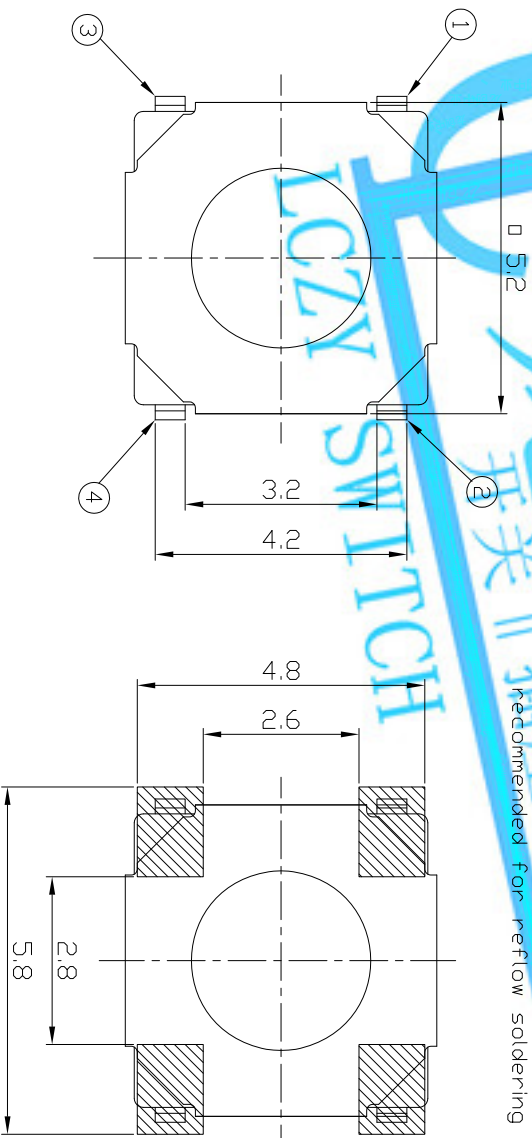
CIRCUIT DIAGRAM

PRODUCT IMAGE

REV.	ECN.	NO.	APPD.

P.C.B MOUNTING PATTERN DIMENSION

The following soldering patterns are recommended for reflow soldering



ELECTRO-MECHANICAL CHARACTERISTICS

Refer to additional specifications

Rating	DC 12V 50mA	
Contact Resistance	100m Ω Max.	
Travel	0.25 \pm 0.1mm	
Operating Force	160 \pm 30gf	250 \pm 50gf
Operating Life(cycles)	100,000	

[illegible]