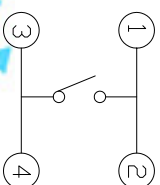
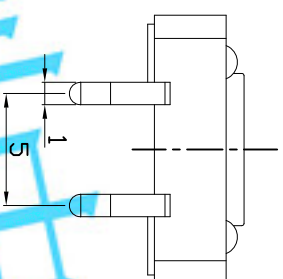
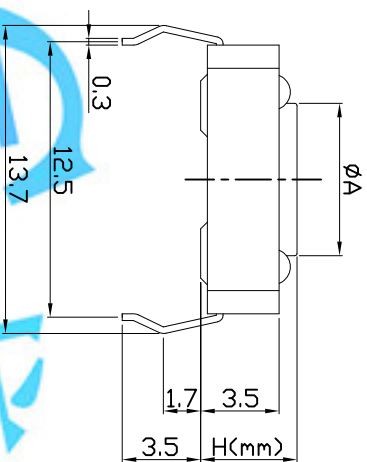


DIMENSIONS



CIRCUIT DIAGRAM

PRODUCT IMAGE

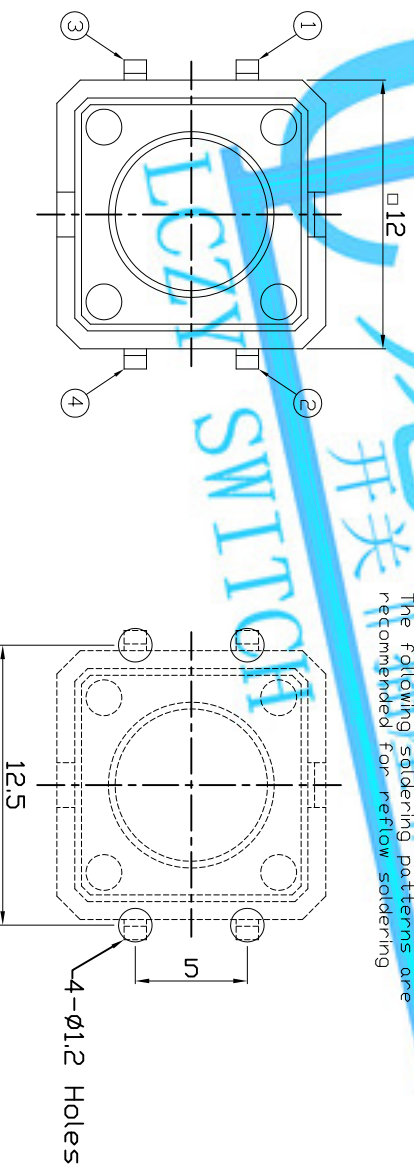
MODEL CODE

AT-1103-

H	ϕA
4.3	6.8
5.0	6.8
5.5	6.8
6.0	6.8
6.5	6.7
7.0	6.7
7.5	6.7
8.0	6.7
8.5	6.6
9.0	6.6
9.5	6.6
10.0	6.0
10.5	6.0
11.0	6.0
11.5	6.0
12.0	6.0

P.C.B MOUNTING PATTERN DIMENSION

The following soldering patterns are recommended for reflow soldering



ELECTRO-MECHANICAL CHARACTERISTICS

Refer to additional specifications

Rating	DC 12V 50mA	
Contact Resistance	100m Ω Max.	
Travel	0.3 \pm 0.1mm	
Operating Force	130,160 \pm 30gf	250 \pm 50gf
Operating Life(cycles)	100,000	

[illegible]